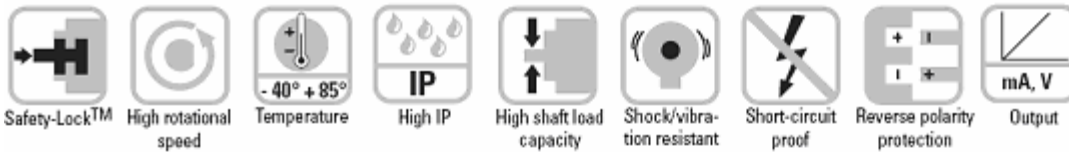


Kompakt ESA 361 M



Rugged

- Ensures long service life and reliability of the application, no wear
Non-contact measuring system
- Stays sealed even when subjected to harsh everyday use. Offers security against failures in the field
Solid die-cast housing with up to IP 69K protection
- Can be used for a wide temperature range without additional expense.
Wide temperature range (-40 °C ... +85 °C)
- Increased ability to withstand vibration and installation errors. Eliminates machine downtime and repairs.
High shock resistance (> 500g) and vibration resistance (>30g)
- Can be used in outdoor applications with large fluctuations in temperature.
Resistant against humidity and condensation.



Compact

- Can be used where space is tight
Overall diameter of only 36 mm
- Compact encoder can be used on large diameter shafts
Fixing holes on D26 mm

Versatile

- Interface: 4 ... 20 mA, 0 ... 10 V
One size available for different applications
- Measuring range: 45°; 90°; 180°; 360°:
Suitable measuring range available for different applications
- Easy diagnosis in case of fault condition
Error indication via red LED (only current output)

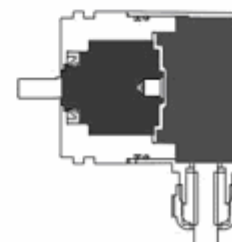
Mechanical characteristics:

Max. speed:	6000 min ⁻¹
Starting torque	< 0,06 Nm
Radial load capacity of shaft:	40 N
Axial load capacity of shaft:	20 N
Weight:	approx. 0,2 kg
Protection acc. to EN 60 529:	IP 67 (IP 69k on request)
Working temperature range:	-40 °C ... +85 °C
Materials:	Shaft: stainless steel, Flange: aluminium, Housing: die cast zinc, Cable: PUR
Shock resistance acc. to DIN-IEC 68-2-27:	5000 m/s ² , 6 ms
Vibration resistance acc. to DIN-IEC 68-2-6:	300 m/s ² , 10 ... 2000 Hz
Permanent shock resistance acc. to DIN-IEC 68-2-29	1000 m/s ² , 2 ms
Vibration (broad-band random) to DIN-IEC 68-2-64	5 ... 2500 Hz, 100 m/s ² - rms

All-round protection thanks to Safety- and Sensor-Protect™ technology

Safety

IP69k protection on the flange side, robust bearing assemblies with interlocking bearings, mechanically protected shaft seal



Sensor-Protect™

Fully encapsulated electronics, separate mechanical bearing assembly

Kompakt ESA 361 M

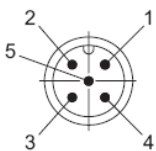
Electrical characteristics current interface 4 ... 20 mA:

Sensor:	
Supply voltage:	18 ... 30 V DC
Current consumption (w/o output load):	typ 32 mA, max. 38 mA
Reverse polarity protection at power supply (U _b):	Yes
Measuring range:	45°, 90°, 180° or 360°
Resolution:	12 Bit
Linearity (25 °C)	< 1° (360 ° measurement range)
Repeat accuracy:	< 0.1° (360 ° measurement range)
Status LED:	Red: sensor break detection , Monitoring of power supply

4 ... 20 mA current loop	
Output load:	max. 900 ohms at 24 V DC
Setting time:	< 1 ms (R _{load} = 400 Ohm, 25 °C)
Short-circuit proof outputs: when the supply voltage is correctly applied, then output to output is short-circuit protected. But not output to 0 V or to +U _b	
Supply voltage and sensor output signal are not galvanically isolated.	

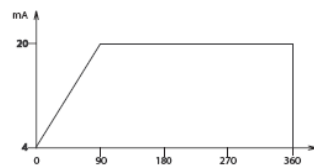
Terminal assignment:

Sig.:	0V	+U _b	+I	-I
Col.:	WH	BN	GN	YE
M12/Pin:	3	2	4	5

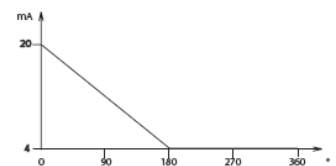


Example (output signal profile):

for range 90° cw



for range 180° ccw



Electrical characteristics voltage interface 0 ... 10 V:

Sensor:	
Supply voltage:	18 ... 30 V DC
Current consumption: (w/o output load):	typ 29 mA, max. 35 mA
Reverse polarity protection at power supply (U _b):	Yes
Measuring range:	45°, 90°, 180° or 360°
Resolution:	12 Bit
Linearity(25 °C)	< 1° (360 ° measurement range)
Repeat accuracy:	< 0.1° (360 ° measurement range)

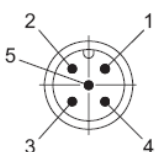
0 ... 10 V voltage output

Current output:	max. 10 mA
Setting time:	< 1 ms (R _{last} ≥ 1 KOhm, 25 °C)
Short-circuit proof outputs:	Yes ²⁾
Supply voltage and sensor output signal are not galvanically isolated.	

²⁾Short-circuit proof outputs: when the supply voltage is correctly applied, then output to output is short-circuit protected. But not output to 0 V or to +U_b

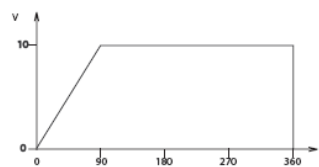
Terminal assignment:

Sig.:	0V	+U _b	+U _o	-U _o
Col.:	WH	BN	GN	YE
M12/Pin:	3	2	4	5

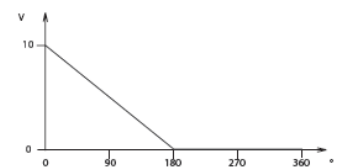


Example (output signal profile):

for range 90° cw



for range 180° ccw



General characteristics:

Conforms to CE requirements acc. to EN 61000-6-1, EN 61000-6-4, EN 61000-6-3 and EN 61000-4-8 (behaviour under magnetic influence).

