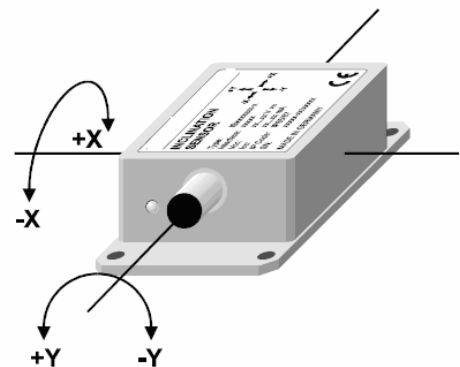
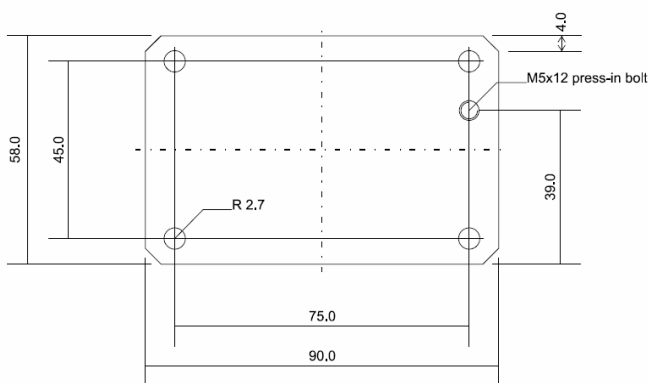


**Serie MR403**



- 1- and 2-dimensional inclination sensors with measurement range:  $\pm 10^\circ / \pm 45^\circ / \pm 60^\circ$
- High resolution and accuracy
- 4...20 mA current interface
- Robust, simply mountable aluminium housing
- Temperature range  $-40^\circ\text{C}$  to  $+80^\circ\text{C}$
- Application:  
 Industry automation  
 Agricultural and forestry machines  
 Utility vehicles  
 Crane and hoisting technology

**Outline drawing**



Order key  
**Type**

Inclination Sensor  
**MR403**

**General Parameters**

Measurement axes	1 Achse, 2 Achsen
Measurement ranges	$\pm 10^\circ / \pm 45^\circ / \pm 60^\circ$
Resolution (at zero point)	0,01° / 0,05° / 0,05°
Calibration accuracy (at 25° C)	$\pm 0.3^\circ / \pm 0.5^\circ / \pm 0.5^\circ$ (zero point and accumulated values)
Nonlinearity (sine)	max. $\pm 0.2^\circ / \pm 0.3^\circ / \pm 0.4^\circ$
Temperature coefficient (zero point)	max. $\pm 0,009\text{ }^\circ\text{K} / \pm 0,009\text{ }^\circ\text{K} / \pm 0,009\text{ }^\circ\text{K}$
Critical frequency	typ. 18 Hz

**Characteristics**

Interface	current loop 4...20 mA
-----------	------------------------

**Electrical Parameters**

Supply voltage	10 V DC bis 30 V DC
Current consumption	< 25 mA

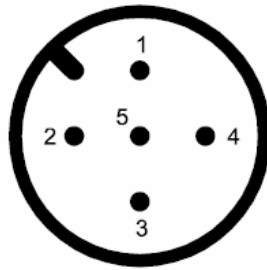
**Mechanical Parameters**

Connector	sensor connector 5-pole (M12)
Degree of protection	IP65/67
Shock survival	max. 3.500g
Dimensions	58mm x 90mm x 31mm
Mass	about 200 g

**Serie MR403**

Connector assembly -  
allocation:

- 1 = Supply Voltage
- 2 = Sensor Signal Y-Axis
- 3 = GND
- 4 = Sensorsignal X-Axis
- 5 = Potential Sensorsignal



MR403 . X X X X X X

- Type**
- Interface**  
1 = current loop 4...20 mA
- Supply voltage**  
1 = 10 to 30V DC
- Current consumption**  
1 = < 25 mA

- Measurement ranges**  
1 = ± 10°  
2 = ± 45°  
3 = ± 60°
- Measurement axes**  
1 = 1 Axis  
2 = 2 Axes
- Connection**  
0 = -  
1 = Sensor connector  
5-pole (M12)